

Making Apple Sauce

INGREDIENTS:



4

peeled and
diced apples



1/4

cup
white sugar




3/4

cup
water



1/2

teaspoon
ground cinnamon



Is your child D/deaf or
hard of hearing?

Are you interested in being a part
of hearing-related research?

Join the
HELLO Lab
participant
pool for
personalized
invitations



Primary Investigator: Derek Houston
derek.houston@uconn.edu

UConn



HELLO Lab
HEARING EXPERIENCE LANGUAGE LEARNING OUTCOMES
UNIVERSITY OF CONNECTICUT

UConn IRB Protocol H23-0711 Approved July 24, 2024

**This activity was made by your friends at
the HELLO Lab UConn for NY Hands &
Voices**




HELLO Lab

HEARING EXPERIENCE LANGUAGE LEARNING OUTCOMES

UNIVERSITY OF CONNECTICUT

RECIPE


1



In a saucepan, combine water, apples, sugar and cinnamon.

Before you sprinkle in any extra language - check to see what your child is looking at and use that to focus your conversation on!

2



COOK over medium heat for 15 to 20 minutes, or until apples are soft

Follow your child's lead on picking what to chat about - if they change items they are looking or telling you about, follow their lead!


3



Take your mixture off of the heat and into a bowl. Let it to cool and then **MASH** it with a fork until it is the texture you want

Use the "highs" and "lows" of your speech or sign to get attention - you can mix and talk/sign FAST or ssslllloooowww

4



You've made your applesauce, now all that is left is **ENJOY!**

Use open ended questions to ask your child about what they made and taste!

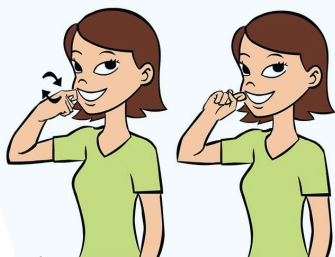


HELLO Lab

HEARING EXPERIENCE LANGUAGE LEARNING OUTCOMES

UNIVERSITY OF CONNECTICUT


SIGNS




APPLE




TREE




COOK




WATER



EAT



BOWL




SUGAR



ENJOY



CINNAMON



PLAY

Images of signs from
<https://babysignlanguage.com>



Confirmed to be ASL from
<https://www.signingsavvy.com/>



HELLO Lab

HEARING EXPERIENCE LANGUAGE LEARNING OUTCOMES

UNIVERSITY OF CONNECTICUT

SPRINKLE IN SOME LANGUAGE

SPRINKLE MORE LANGUAGE ON YOUR RECIPE BY

- **ASKING** the color of the apples
- **DISCUSSING** what it was like to pick the apples
- **COUNTING** how many of each ingredient you have
- **SPELLING** out the words for the ingredients
- **SUGGESTING** extra ingredients that may or not fit the recipe and asking if that belongs
- **EXPLORING** new words that describe the delectable, fantastic, and astounding applesauce you are making!

AND MORE



HELLO Lab

HEARING EXPERIENCE LANGUAGE LEARNING OUTCOMES

UNIVERSITY OF CONNECTICUT